

Samsung ER-240 Service Information Quick Guide

Master Clear/Department Configuration

1. Unplug register, turn P key to PGM position.
2. Refer to the chart below to determine which keys to press, then plug the register to a power source.

Keys to Press	Configuration
[RTRN MDSE] [#NS]	4-Department/Normal decimal (0.00)
[-] [#NS]	4-Department/No decimal (000)
[VOID] [#NS]	8-Department/Normal decimal (0.00)
[-%] [#NS]	8-Department/No decimal (000)

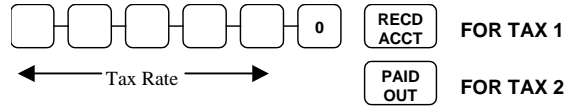
Date/Time Programming

- Enter 4-digit military time, press **X/TIME**
- Enter MMDDYY, press **SUBTOTAL**

Straight Percentage Tax Program

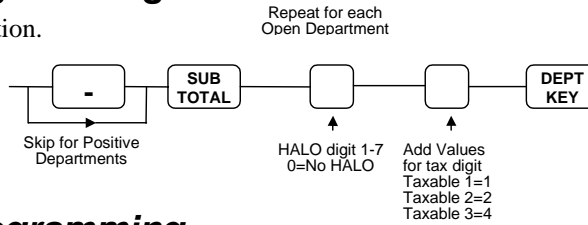
When tax requirements may be met using a straight percentage, use the following method to program a tax as a straight percentage. Refer to the *ER-240 Operation and Program* manual for detailed instructions for setting tax tables.

Turn the key lock to the "PGM" position.



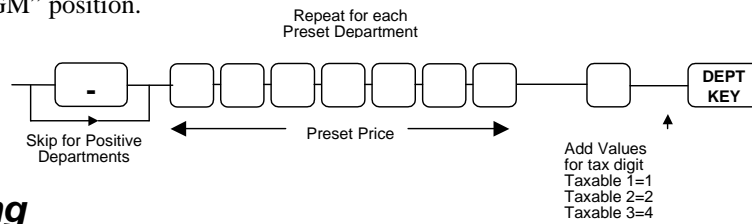
Open Department Programming

Turn the key lock to the "PGM" position.



Preset Department Programming

Turn the key lock to the "PGM" position.



PLU Programming

Turn the key lock to the "PGM" position.

